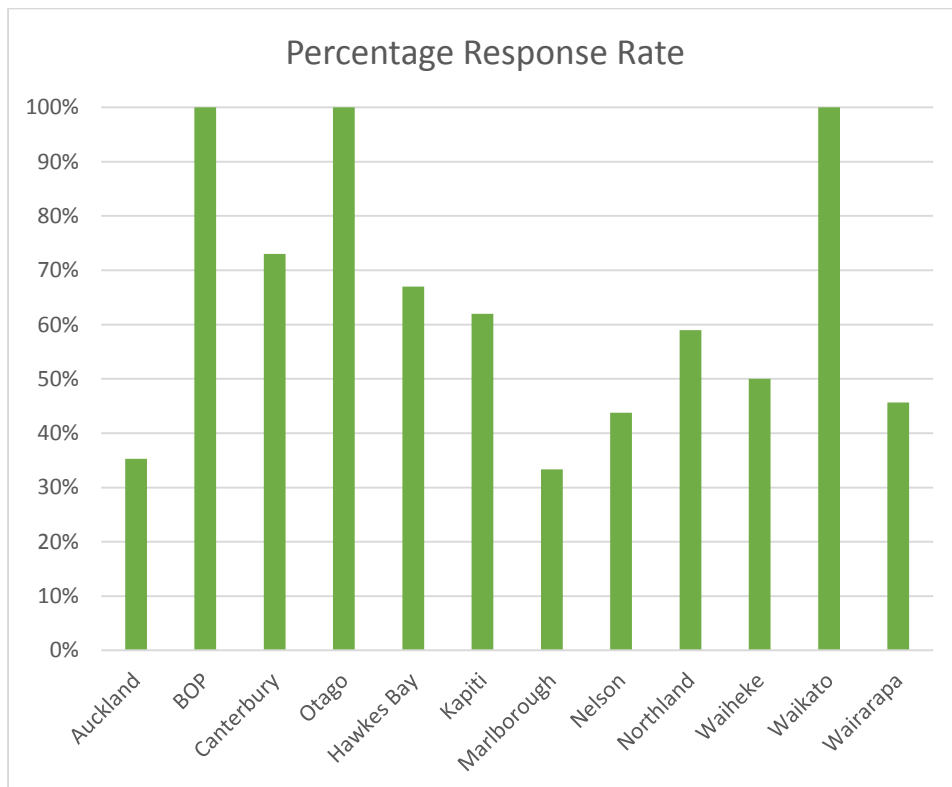
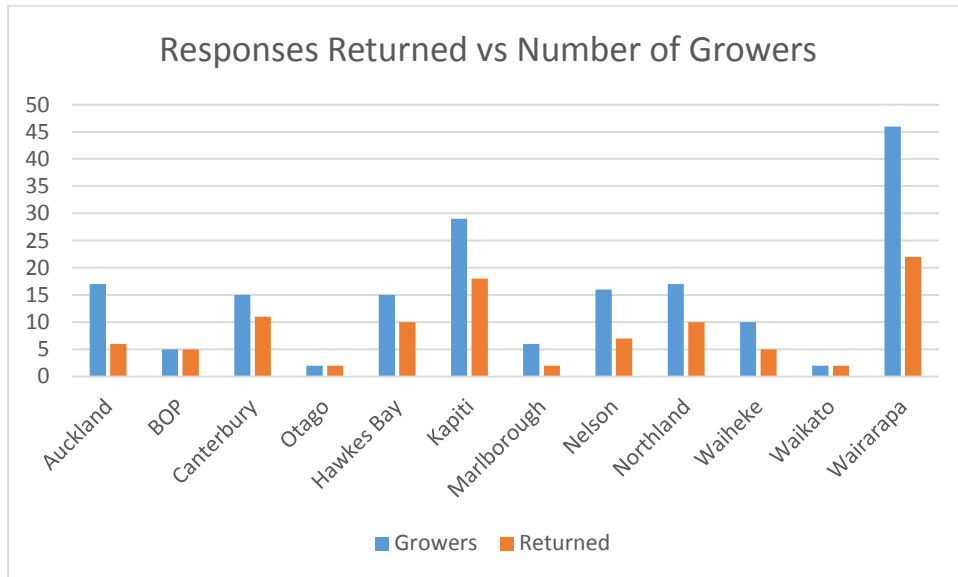


## 2014 Grove Census Harvest Data

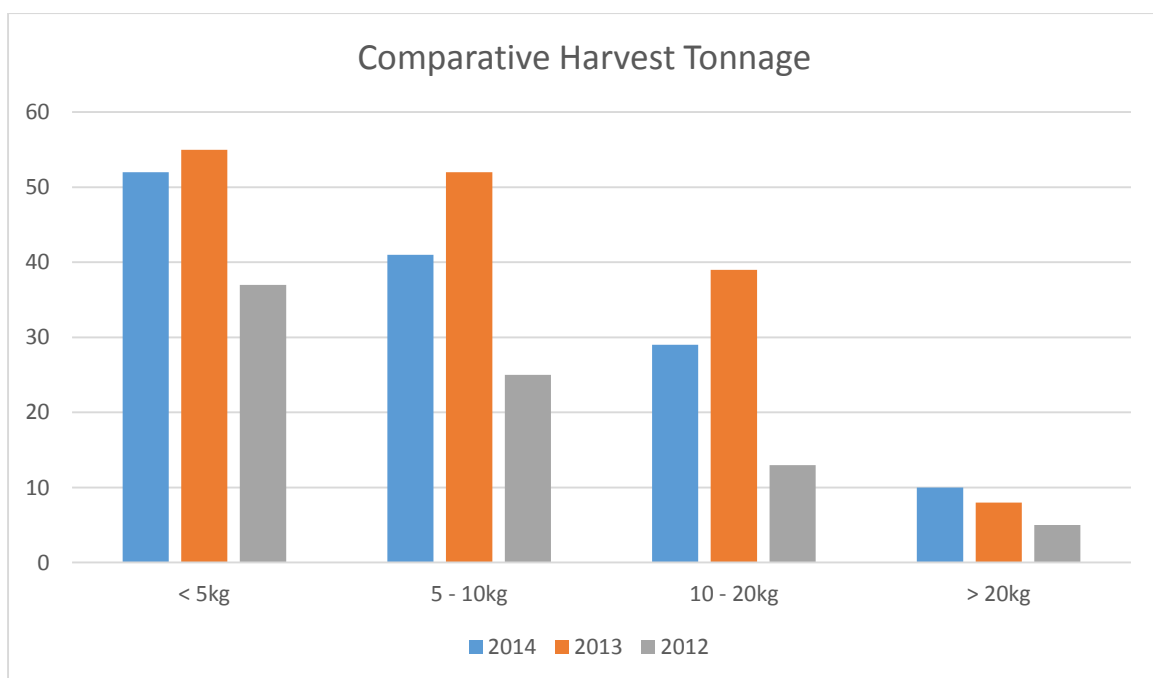
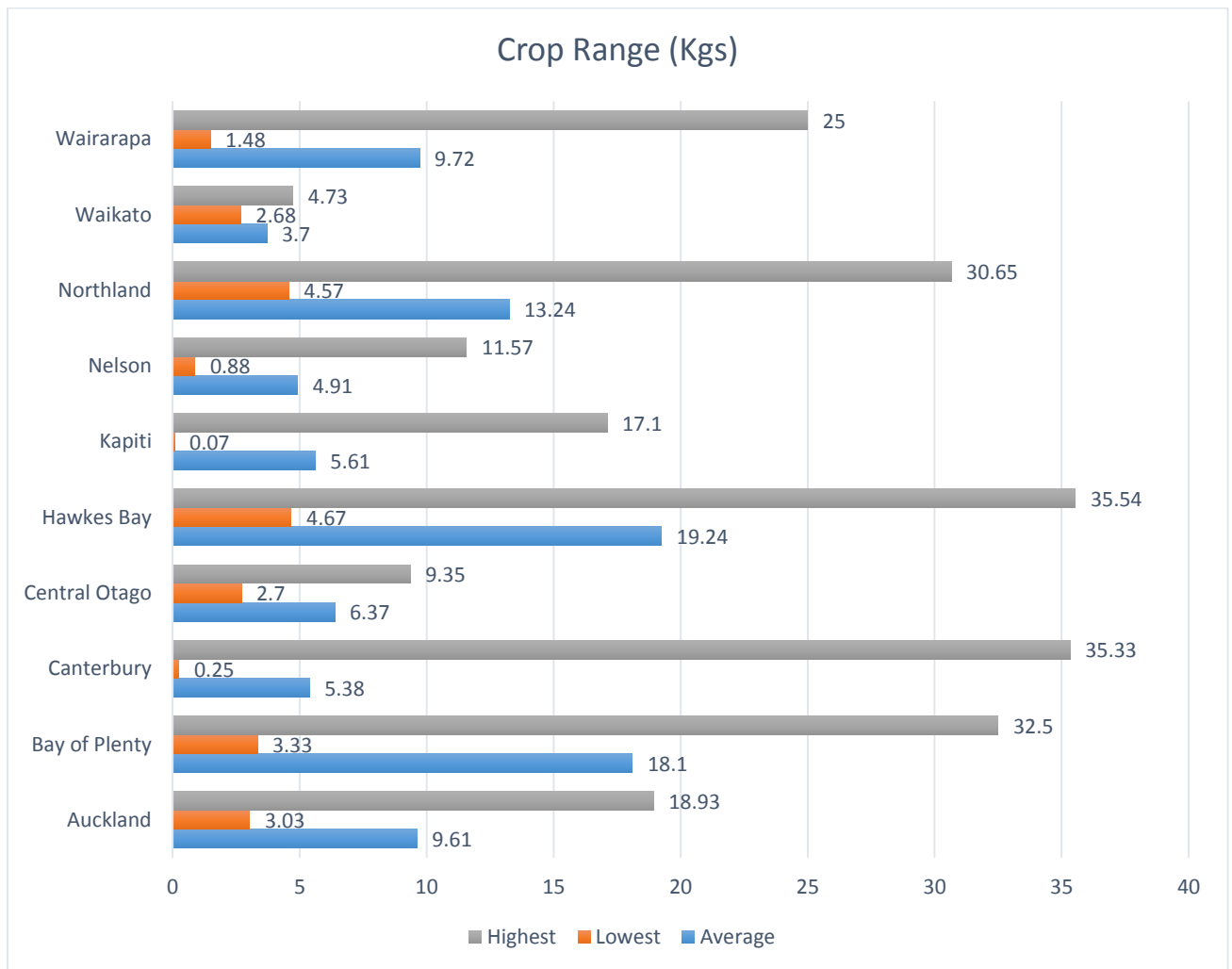
### Notes:

Waiheke Island data provided was for combined crop harvests, thus no data is available by variety. Some 18% of respondents reported no harvest in 2014, this data has been excluded from charts.

### Responses by Region



## Crop by Region



## Best Performers

The following tables and chart are based on quantity of 50+ trees/variety per grove

### Top Performing Variety based on Average Crop

Region	# 1	Kgs	# 2	Kgs	# 3	Kgs
<b>Auckland</b>	Picual	17.2	Koroneiki	14.85	Pendolino	11.98
<b>Bay of Plenty</b>	Picual	25.71	Koroneiki	11.21	Leccino	3.33
<b>Canterbury</b>	Koroneiki	19.73	SA Verdale	10.00	Picual	9.45
<b>Central Otago</b>	Leccino	9.35	Frantoio	5.50	Pendolino	5.12
<b>Hawkes Bay</b>	Barnea	30.67	Manzanillo	29.50	Picual	25.14
<b>Kapiti</b>	Mission (California)	9.93	Pendolino	8.00	Leccino	7.10
<b>Nelson</b>	Leccino	8.32	Picual	5.78	Frantoio	4.06
<b>Northland</b>	J5	19.81	Leccino	12.05	Koroneiki	9.29
<b>Waikato</b>	Leccino	4.73	Koroneiki	2.68		
<b>Wairarapa</b>	Picholene	14.72	Leccino	11.01	Pendolino	10.20

### Top Individual Crop by Region

Region	Kgs	Variety
<b>Auckland</b>	18.93	Koroneiki
<b>Bay of Plenty</b>	32.5	Pendolino
<b>Canterbury</b>	35.33	Koroneiki
<b>Central Otago</b>	9.35	Leccino
<b>Hawkes Bay</b>	35.54	Frantoio
<b>Kapiti</b>	17.1	Leccino
<b>Nelson</b>	11.57	Leccino
<b>Northland</b>	30.65	J5
<b>Waikato</b>	4.73	Leccino
<b>Wairarapa</b>	25	Picholene

